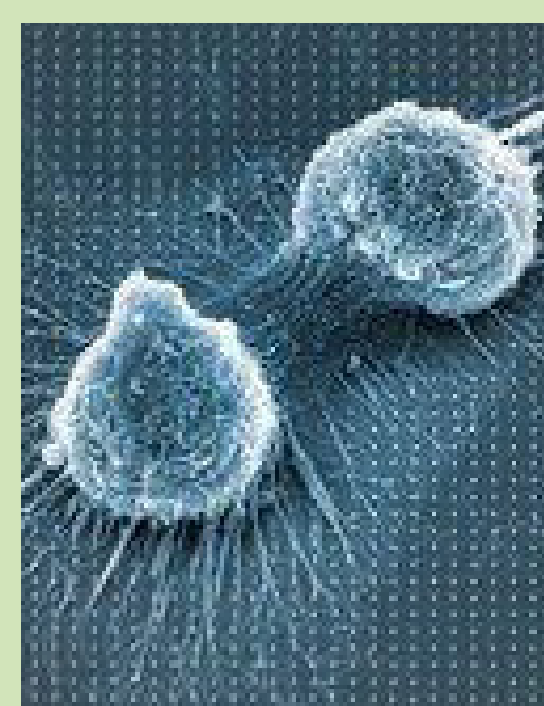
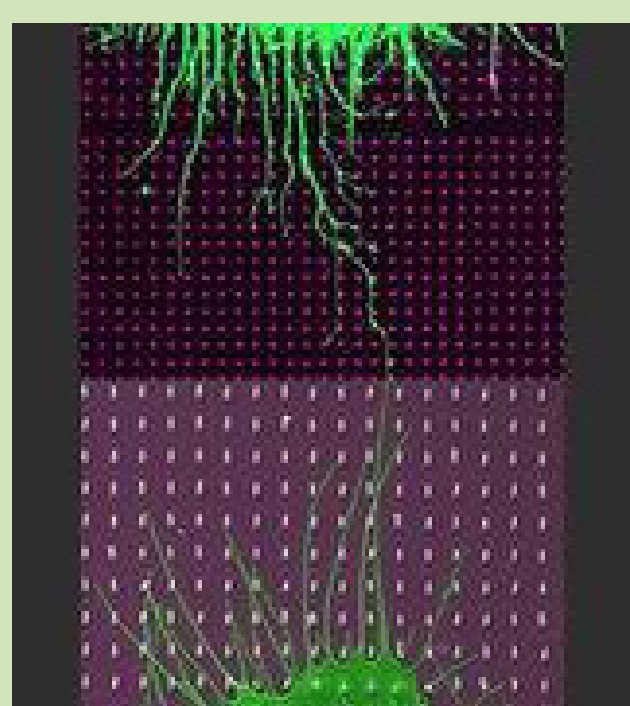





FROM VISION TO DECISION

# MedViz Conference 2015 Innovation in Imaging & Visualization

Bergen, 15-16 June, Bikuben Conference Center at Haukeland campus

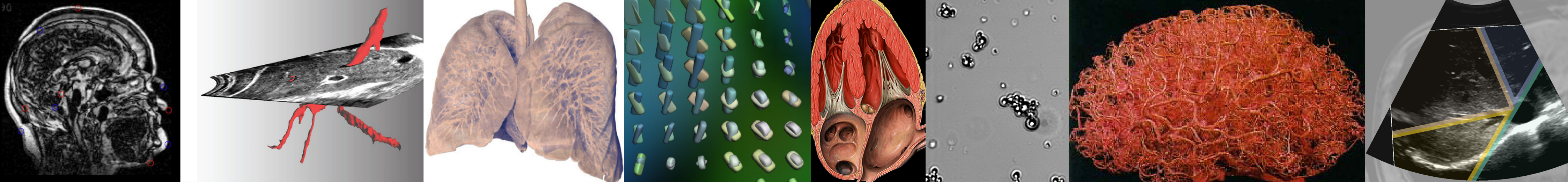


## Registration

**Abstract registration deadline 10.05.2015**  
**Conference registration deadline 05.06.2015**

**For registration: <https://reg.app.uib.no/medviz>**  
**or**  
**[www.medviz.uib.no](http://www.medviz.uib.no)**





# Monday June 15

**0900 - 0915**      **Welcome: CEO Stener Kvinnsland, Haukeland University Hospital and Professor Odd Helge Gilja, UiB/HUS, Bergen**

## **Session I: Technology and advanced visualization**

**Chairs: Helwig Hauser and Veronika Solteszova**

**0915 - 0945**      **Invited speaker: Anna Vilanova Bartroli, Delft, The Netherlands: Visual Analysis for Hypothesis Generation in Medical Imaging Research**

**0950 - 1030**      **Oral presentations**

**1030 - 1050**      **Invited speaker: Eigil Samset, GE Vingmed Ultrasound & UiO: Connecting research and product innovation in cardiovascular ultrasound imaging and visualization**

**1050 - 1115**      **Coffee & tea**

## **Session II: PET and tracer development**

**Chairs: Martin Biermann and Tom Chr. Holm Adamsen**

**1115 - 1145**      **Invited speaker: Christer Halldin, Karolinska institutet, Stockholm, Sweden: Translational Neuroimaging and Radioligand Development**

**1150 - 1230**      **Oral presentations**

**1230 - 1250**      **Invited speaker: Andreas Kjær, National University Hospital & University of Copenhagen, Denmark: New tracers for cancer imaging: from mouse to man**

**1300 - 1400**      **Lunch**

## **Session III: Posters**

**Chairs: Antonella Z. Munthe-Kaas & Erlend Hodneland**

**1400 - 1445**      **Speed poster presentations (1 minute each, 30 sec to change speaker)**

**1445 - 1530**      **Poster discussion, coffee & tea**

## **Session IV: Biological and preclinical imaging**

**Chairs: Frits Thorsen and Ragnar Nortvedt**

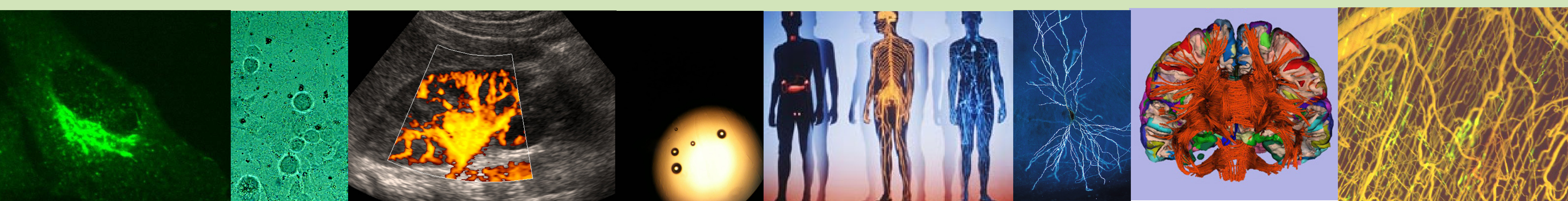
**1530 - 1600**      **Invited speaker: John E. Eriksson, Åbo Akademi University, Finland: Cutting-edge cellular imaging. From fundamental discoveries and innovations to drug development and diagnostics**

**1600 - 1640**      **Oral presentations**

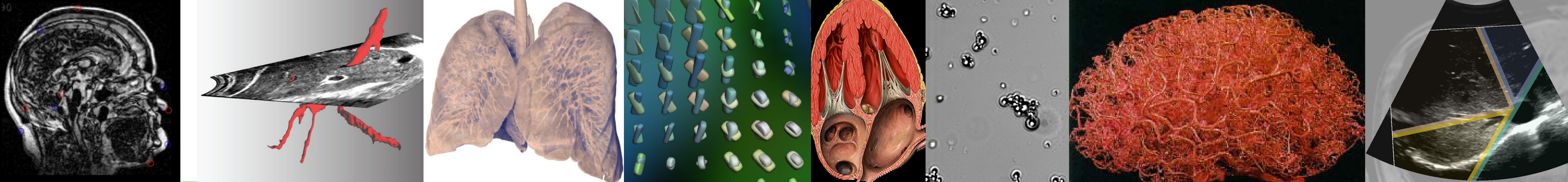
**1640 - 1700**      **Invited speaker: Emmet Mc Cormack, UiB, Bergen: Preclinical Imaging of Cancer**

**1800 - 1830**      **MedViz Slow Walk & Talk from Grand Terminus Hotel to Bellevue**

**1900 - 2200**      **Dinner at Bellevue**







# Tuesday June 16

## Exclusive morning coffee session

0830 - 0855

**John E. Eriksson, Åbo Akademi University, Finland:**  
EuroBioImaging in a nutshell

## Session V: Abdominal imaging

**Chairs: Odd Helge Gilja & Spiros Kotopoulos**

0900 - 0930

**Invited speaker: Hans Peter Weskott, Hannover, Germany:**  
Innovative hepatic angiography

0935 - 1015

**Oral presentations**

1015 - 1035

**Invited speaker: Rune Hansen, Sintef, Trondheim:**  
New multimodal microbubble developments

1035 - 1115

**Poster discussion, Coffee & tea**

## Session VI: Pelvic imaging

**Chairs: Ingfrid H.S. Haldorsen & Jarle Rørvik**

1115 - 1145

**Invited speaker: Jurgen Fütterer, Radboud UMC, Nijmegen, Netherlands:**  
Procad and use of PIRADS by mpMR to diagnose prostate cancer

1150 - 1230

**Oral presentations**

1230 - 1250

**Invited speaker: Tone Frost Bathen, NTNU, Trondheim:**  
MR ex vivo spectroscopy of prostate and mammae

1300 - 1400

**Lunch**

## Session VII: Neuro and brain imaging

**Chairs: Leif Oltedal, Arvid Lundervold & Renate Grüner**

1400 - 1430

**Invited speaker: Anders M. Dale, UC San Diego, USA:**  
Integration of quantitative imaging and genomics for precision medicine

1430 - 1510

**Oral presentations**

1510 - 1530

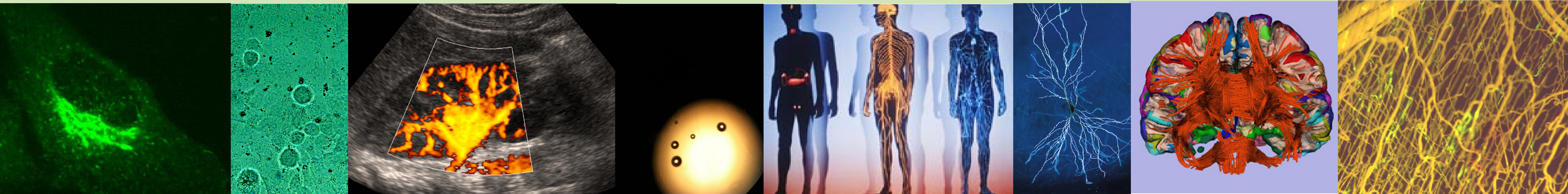
**Invited speaker: Kyrre Emblem, The Intervention Centre, Oslo University Hospital:**  
From Matlab to overall survival; longitudinal monitoring of brain cancer

1530 - 1550

**Awards for the best picture, poster and oral presentation**

1550 - 1600

**Conclusive remarks by Ragnar Nortvedt, MedViz, Bergen**







FROM VISION TO DECISION

# **MedViz Conference 2015**

## **Innovation in Imaging & Visualization**

**Bergen, 15-16 June, Bikuben Conference Center at Haukeland campus**

**Dear user of imaging and visualization,**

We cordially welcome you to Bergen to join the 9th MedViz Conference in imaging and visualization. Our primary focus this year is Innovation.

Imaging and visualization contribute significantly to diagnosis and treatment of many patients and also to reveal crucial details within chemistry, physics and molecular biology. The doctor bases many clinical decisions on information displayed in medical images. Often, interventions and image-directed therapy are performed in close proximity to image acquisition and diagnostic procedures.

The aim of this conference is to present state-of-the-art research and innovations in imaging and visualization. Furthermore, we want to provide a forum for users and developers to discuss common challenges and exchange scientific ideas. We aim to create a common meeting place where industry and academia can meet with basic scientists, clinicians and engineers to enable translational communication and research.

See you in Bergen in June!

Professor Odd Helge Gilja  
MedViz  
Scientific Director

Professor Ragnar Nortvedt  
MedViz  
Program Manager

Sponsor:

# **Medim**

Norwegian Research School  
in Medical Imaging